


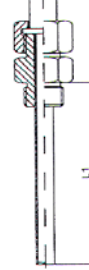

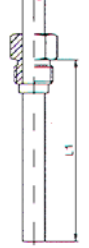
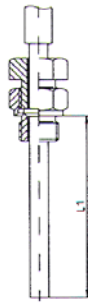


**CONNECTION POSSIBILITIES
FOR BIMETAL DIAL THERMOMETERS**

VERSION TYPE:	0	1	2	3	4	5	6
	Sep. Pocket with fixing screw 	Fixed connection (male) 	Throwing nut (female) 	Throwing nut with double nipple 	Throwing nut + pocket acc. To DIN 16 179 CD 	Turnable connection (male) 	Movable clamp-connection 
STANDARD	Ø 12 mm.	Ø 9 mm.	Ø 9 mm.	Ø 9 mm.	Ø 12 mm.	Ø 9 mm.	Ø 9 mm.
POSSIBLE STEM:		X	X	X			
Ø 4 mm.		X	X	X		X	
Ø 5 mm.		X	X	X		X	X
Ø 6 mm.	X	X	X	X	X	X	X
Ø 8 mm.	X	X	X	X	X	X	X
Ø 9 mm.	X	X	X	X	X	X	X
Ø 10 mm.	X	X	X	X	X	X	X
Ø 12 mm.	X	X	X	X	X	X	X
Ø 13 mm.	X	X	X	X	X	X	X
Ø 14 mm.	X	X	X	X	X	X	X
Ø 15 mm.	X	X	X	X	X	X	X
Ø 16 mm.	X	X	X	X	X	X	X

MATERIAL SORTS : brass , AISI 304 or AISI 316

THREADS :G1/8 B,- 1/4 B,- 3/8 B,- 1/2 B,- 3/4 B,- 1 B
NPT 1/4,- 1/2 B,- 3/4 B,- 1
BSPT 1/4,- 1/2 B,- 3/4 B,- 1

Hygienic-type, Clamp-connection or Flanges acc. to DIN 2527 on request.